



Jesus and the Children

*Light a candle and remember the presence of God is with you.
Before you begin, cut out the Lent Wreath pieces.*

The season of Lent is the time when we prepare for Easter. The church uses the color purple to show when we are getting ready for something important.

Every week is a different piece of a what becomes very special story.

Let each person cut out or touch a piece of the wreath.

Jesus, God's special son, spent a lot of time traveling, sharing, showing, and loving others.

Place Jerusalem on the right if where you are sitting. Place the road going towards Jerusalem.

Jesus was living the gospel - The "Good News" of God. Jesus was like a candle that brought light to those who felt sad.

Place Jesus on the road to the right (far from Jerusalem).

Lots of people followed him on these roads to different places.

Move Jesus down the road and place the two disciples beside him.

Families would come and listen to him speak. They liked to be near him.

Place the child(ren) and youth(s) around Jesus.

I wonder if you have ever been somewhere, like the zoo or a movie, where you wanted to see what was happening?

Place the disciples between Jesus and the children.

One time, there were people who told the children that they would bother Jesus and they needed to get out of the way. The children could not see Jesus.

But Jesus can see us – even when we feel that there are things, like people, in the way.

Move the disciples back beside Jesus—not blocking the children.

Jesus moved those blocking the children and welcomed them close to him. He even honored these children, like you, making them feel extra important.

Move the child and youth to Jesus.

Have Jesus give a hug and bless each one.

Cup your hand over the child in a blessing motion.

Jesus told *all* that these children were the most special part of God's kingdom. Everyone should be like children if they wanted to be close to Jesus.

Sit in silence for a moment.




FAITH TUTORS

Puzzle Piece

Each week a new story has a new piece to place on the puzzle.

1. Cut out the Lent Wreath Piece.
2. Color it.
3. Place it on top of the corresponding foundation layer.



I wonder...

what it feels like to not see Jesus?
how it feels to be close to Jesus?
why children are extra special?
how adults can be like children?
what Jesus wants each of us to know?
what it means to be a “child of God”?



Mark 10:13-16

(Common English Version)


People were bringing children to Jesus so that he would bless them. But the disciples scolded them. When Jesus saw this, he grew angry and said to them, “Allow the children to come to me. Don’t forbid them, because God’s kingdom belongs to people like these children. I assure you that whoever doesn’t welcome God’s kingdom like a child will never enter it.” Then he hugged the children and blessed them.

These stories have been adapted and updated by Rev. Dr. Olivia Bryan Updegrove.

A different adaption was written in a collaboration with Dr. Updegrove & Lisa Engelken at Disciples Home Missions.

That version can be purchased there for church/home use.

Permission to use the images created by Lauren Knipper has been granted to Faith Tutors.



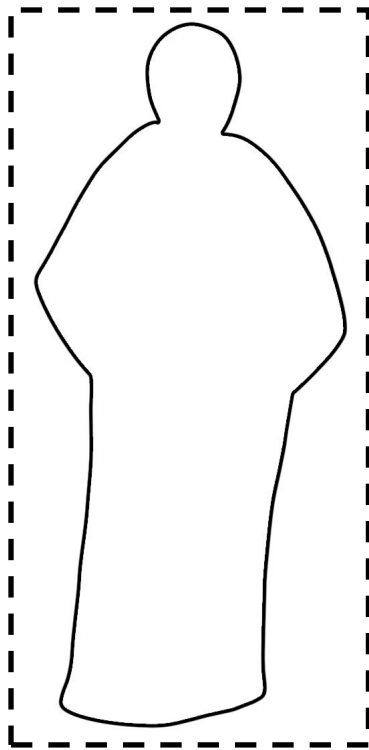
Family Prayer

There are so many ways to pray.

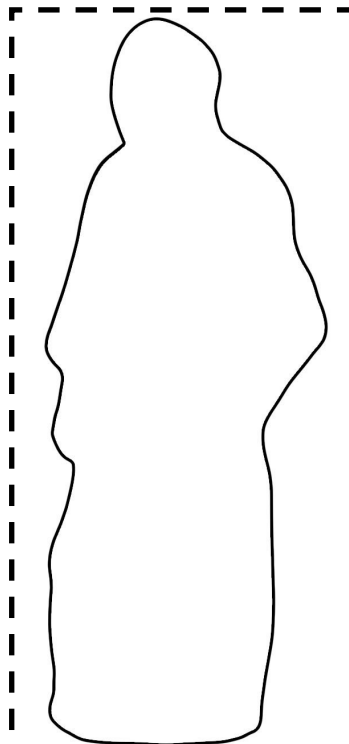
This week's prayer challenge is to write a family prayer that shares a place or a time when you felt close to Jesus.

I/We was/were feeling close to Jesus when


Thank you for keeping me/us close. Amen.



BARTHOLOMEW



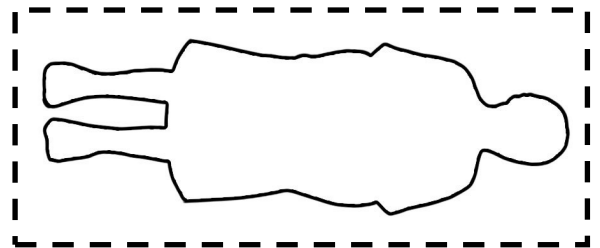
MATTHEW—LEVI



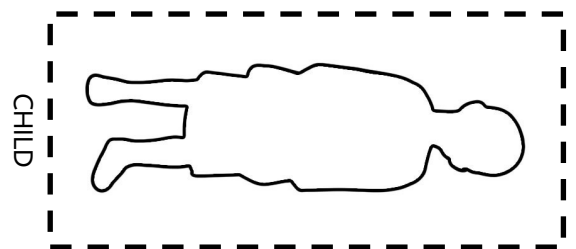
JESUS

Pieces for Telling the Story

1. Grab the road from the previous story.
(Or use the one below.)
2. Cut out Jesus, disciples, child, and youth. *If you have access to a printer, you are invited to print one child or youth per child or youth in your family.*
3. Cut out Jerusalem and place road on the left.



YOUTH



CHILD

